



National Marine Manufacturers Association

nmma.org

ECONOMIC SIGNIFICANCE OF RECREATIONAL BOATING IN TENNESSEE



**TOTAL ANNUAL
ECONOMIC IMPACT
OF RECREATIONAL BOATING:**

\$2.97 BILLION

Number of Recreational Boats*	265,306
Recreational Boating Industry Businesses	595
Total Jobs	23,512
Annual Recreational Boating-Related Spending	\$1.2 BILLION

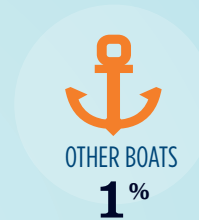

RECREATIONAL BOATS IN TENNESSEE

TOTAL BOATS* ▶ 265,306

REGISTERED BOATS 265,306

Power boats	224,974
PWCs	33,833
Sailboats	2,942
Other Boats	3,557

HOUSEHOLDS PER BOAT 9.5

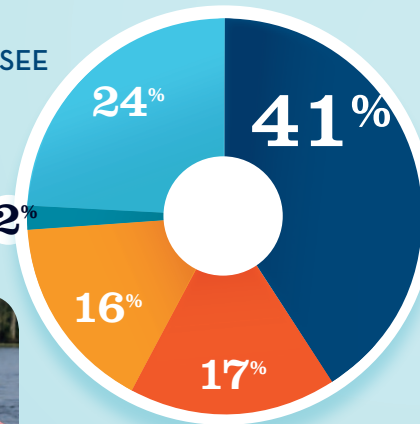


* Total boats are registered boats as reported by states to the USCG.

RECREATIONAL BOATING CREATES JOBS IN TENNESSEE

TOTAL BOATING JOBS ▶ 9,312

Boat Building	2,243
Motor / Engine Mfr.	209
Accessory / Supplies Mfr.	1,448
Dealers / Wholesalers	1,559
Boat Services	3,853



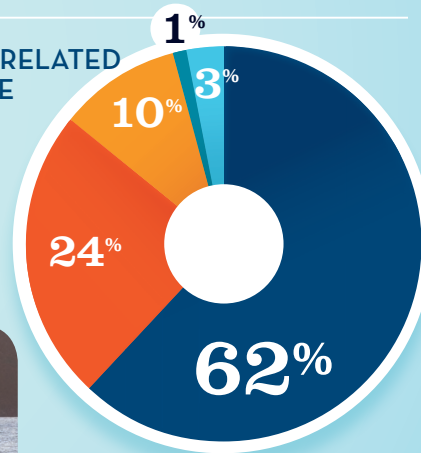
BOAT BUILDING
MOTOR/ENG. MFR.
ACC./SUPPLIES MFR.
DLRS/WHOLESALE
BOAT SERVICES



RECREATIONAL BOATING-RELATED BUSINESSES IN TENNESSEE

TOTAL BUSINESSES ▶ 595

Boat Building	20
Motor / Engine Mfr.	4
Accessory / Supplies Mfr.	58
Dealers / Wholesalers	144
Boat Services	369



BOAT BUILDING
MOTOR/ENG. MFR.
ACC./SUPPLIES MFR.
DLRS/WHOLESALE
BOAT SERVICES

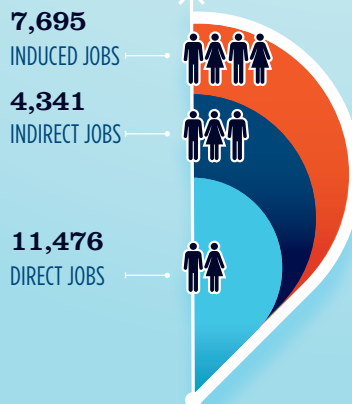


ESTIMATED JOBS IMPACT OF RECREATIONAL BOATING-RELATED SPENDING IN TENNESSEE

EST. TOTAL JOBS ▶ 23,512

EST. TOTAL LABOR INCOME \$978.1 MILLIONS

Est. Direct Income	\$399.1
Est. Indirect Income	\$242.2
Est. Induced Income	\$336.8

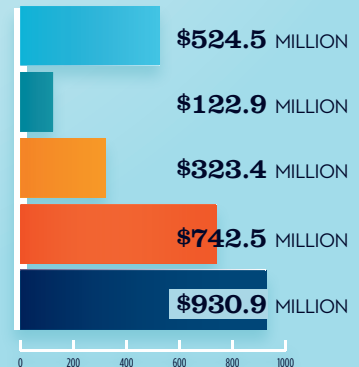


RECREATIONAL BOATING INDUSTRY SALES IN TENNESSEE

Boat Building	\$524.5
Motor / Engine Mfr.	\$122.9
Accessory / Supplies Mfr.	\$323.4
TOTAL MFR. SALES	\$970.8

Dealers / Wholesalers	\$742.5
Boat Services	\$930.9
TOTAL RETAIL & SERVICES SALES	\$1,673.4

BOAT BUILDING
MOTOR/ENG. MFR.
ACC./SUPPLIES MFR.
DLRS/WHOLESALE
BOAT SERVICES



Source: NMMA's Center of Knowledge; Recreational Marine Research Center at Michigan State University